

Slide, Flip and Turn

NAME _____

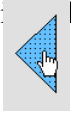
Visit the Tangram Puzzle E-Example at <http://standards.nctm.org/document/eexamples/chap4/4.4/>.
Scroll down to the Interactive Figure.

Choose one of the four puzzles shown in Questions 1-4 below. Click on the same shape in the Interactive Figure.


- Work with your partner to use all seven pieces to fill in the puzzle outline. Decide together which piece to move and if you should slide, flip or turn. If you need a hint to help you solve the puzzle, click on the **Show Hint** button.

- Here's how to move the shapes:

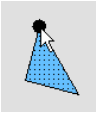
Slide the Shape
Click in the middle of the shape, and slide the mouse



Flip the Shape
Click in the middle of the shape, then click the arrow button to flip it

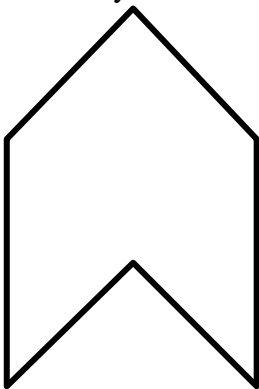


Turn the Shape
Move the mouse to a corner until you see the black dot, then turn it

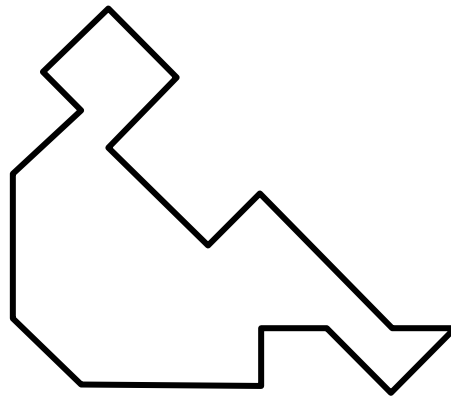


- After you solve each puzzle, **draw the solutions** in the outlines below and on the next page.

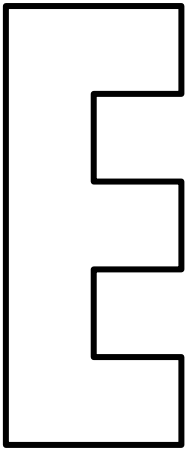
1.




2.



3.



4.



- To create your own tangram, cut out the following pieces:

