



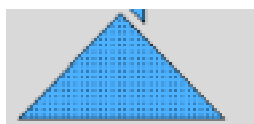
Slide, Flip & Turn Activity



1. Visit the Tangram web site and click on one of the four puzzles listed on the handouts.
<http://standards.nctm.org/document/eexamples/chap4/4.4/#applet>
2. Work with your partner and use all seven pieces to fill in the puzzle outline. Your partner will help you decide which shape to move and if you should: **Slide, Flip or Turn.**

Here's how to make the moves:

Slide the Shape Click in the middle of the shape and slide it with the hand	Flip the Shape Click in the middle of the shape, then click the arrow button to Flip	Turn the Shape Click on a vertex (corner) until you see the black dot, then turn
--	---	---



3. After you solve the puzzle, **draw your solutions** in the outlines on the handouts.

If you want a clue to help you solve the puzzle, click on the show hint button.

Show Hint




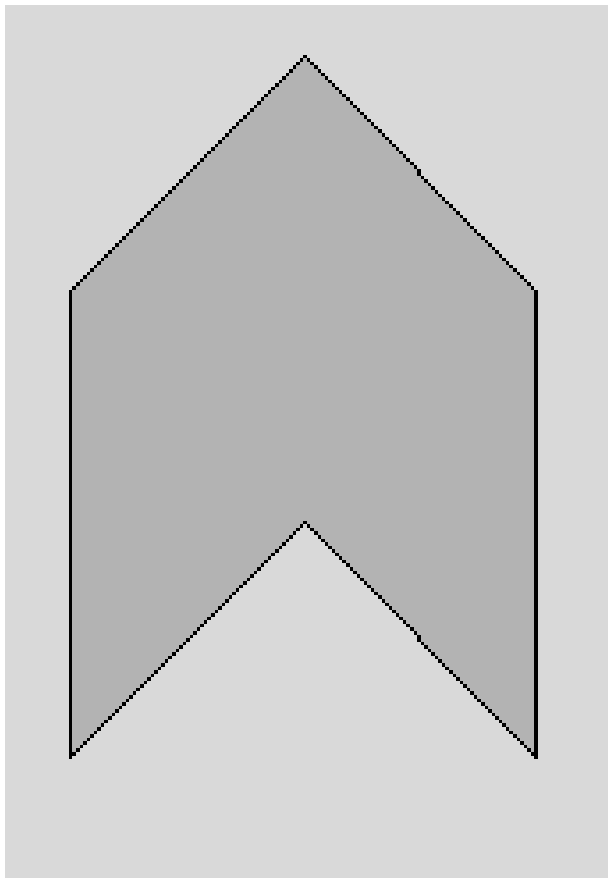
Slide, Flip & Turn Activity



Slide the Shape
Click in the middle
of the shape and
slide it with the hand

Flip the Shape
Click in the middle of the
shape, then click
the arrow button to **Flip**

Turn the Shape
Click on a vertex (corner)
until you see the
black dot, then **turn**


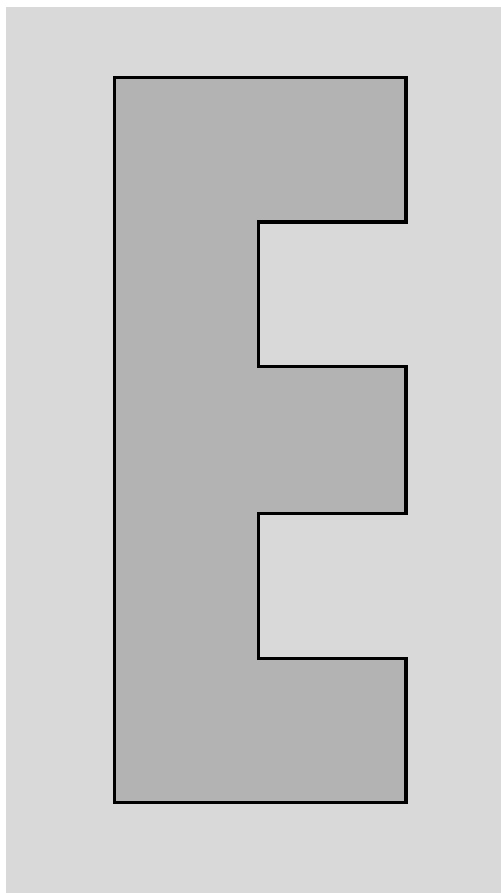




Slide, Flip & Turn Activity



<p>Slide the Shape Click in the middle of the shape and slide it with the hand</p>	<p>Flip the Shape Click in the middle of the shape, then click the arrow button to Flip</p>	<p>Turn the Shape Click on a vertex (corner) until you see the black dot, then turn</p>
--	---	---



Illuminations Internet Mathematics Excursion

To create your own Tangram, cut out the below shapes.

